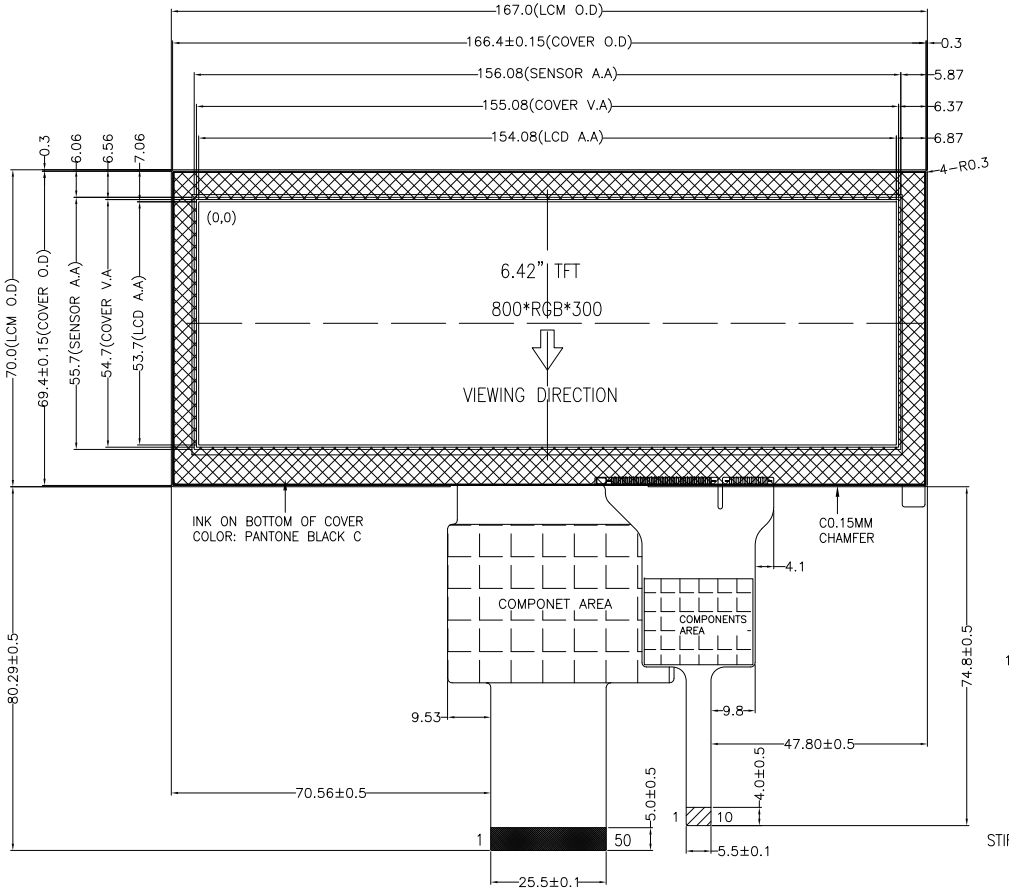

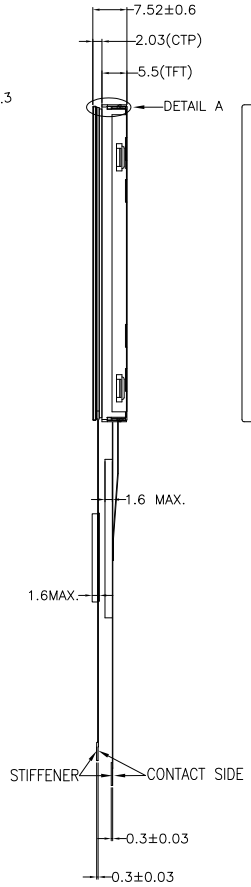

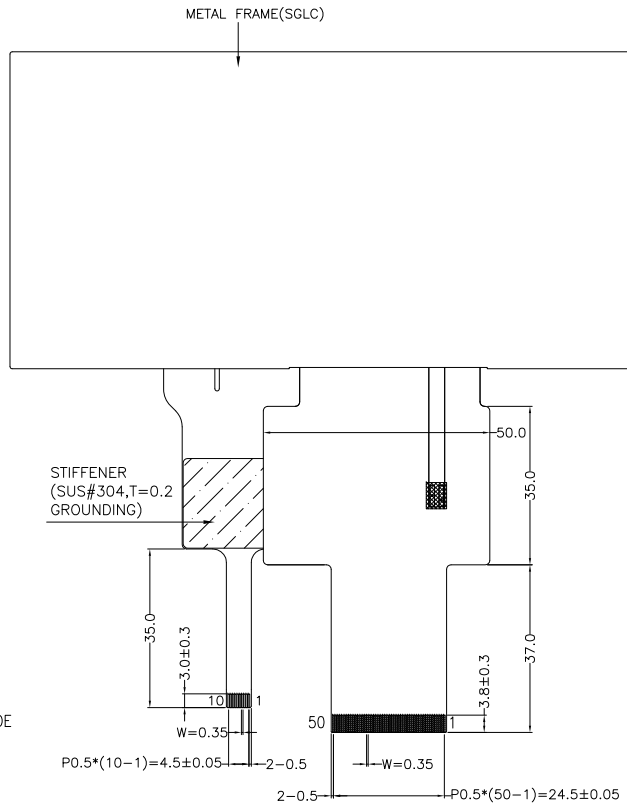

CTP PIN DESCRIPTION		TFT PIN DESCRIPTION	
PIN	SYMBOL	PIN	SYMBOL
1	VSS	1	VLED+
2	VDD	2	VLED+
3	SCL	3	VLED-
4	NC	4	VLED-
5	SDA	5	GND
6	NC	6	VCC
7	RESET	7	VCC
8	NC	8	MODE
9	INT	9	DE
10	VSS	10	VSYNC
		11	HSYNC
		12	B7
		13	B6
		14	B5
		15	B4
		16	B3
		17	B2
		18	B1
		19	B0
		20	G7
		21	G6
		22	G5
		23	G4
		24	G3
		25	G2
		26	G1
		27	G0
		28	R7
		29	R6
		30	R5
		31	R4
		32	R3
		33	R2
		34	R1
		35	R0
		36	GND
		37	DCLK
		38	GND
		39	LR
		40	UD
		41	VCC
		42	VCC
		43	NC
		44	RESET
		45	NC
		46	NC
		47	DITHB
		48	GND
		49	NC
		50	NC

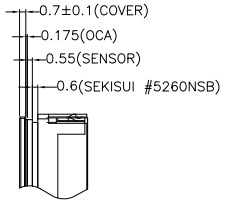

DETAIL A
SCALE 2:1

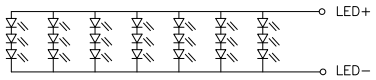

BACKLIGHT CIRCUIT DIAGRAM

NOTES FOR TFT:

1. DISPLAY TYPE: 6.42" TFT, TRANSMISSIVE, NORMALLY WHITE
2. OPERATING VOLTAGE: VCC=3.3V
3. VIEWING DIRECTION: 12 O'CLOCK
4. LCD DRIVER: HX8264-E00+HX8664-B00 OR EK9713CA+EK73002ACGB
5. LED BACKLIGHT: 21-CHIP WHITE LED, If=140mA, Vf=8.4V~9.6V
6. TOP POLARIZER SURFACE TREATMENT: ANTI-GLARE

NOTES FOR CTP:

1. 6.42" PROJECTIVE CAPACITIVE TOUCH PANEL
2. OPERATING VOLTAGE: VDD=3.3V; VDDIO=3.3V
3. CHEMICAL STRENGTHENED COVER GLASS(SODA LIME) + SENSOR FPC + FPCA
4. IC DRIVER: ILI2511(SMT), I²C INTERFACE
5. MULTI-FINGER: UP TO 5
6. HARDNESS OF COVER SURFACE: 6H(750g)
7. PCAP FIRMWARE: TBD

OTHER NOTES:

1. OPERATING TEMP: -20°C ~ 70°C
2. STORAGE TEMP: -30°C ~ 80°C
3. SURFACE LUMINANCE: 425 CD/M²(TYP.) WITH CTP
4. FPC DO NOT BEND TO LESS THAN 1.5 MM RADIUS
5. GENERAL TOLERANCE IS ±0.3MM, UNLESS OTHERWISE SPECIFIED
6. RoHS COMPLIANT

MULTI-INNO TECHNOLOGY CO., LTD.

DRAWN BY:	RITA 2021.08.20			MODULE P/N:	
CHECKED BY:			SCALE : 1/1	MI0642AT-1CP	
APPROVED BY:			UNIT: MM	DESCRIPTION:	
VERSION NO:	01		SHEET NO.: 1/1	TFT + CTP MODULE	

VER.	REVISED DESCRIPTION	REVISER	DATE
01	FIRST ISSUE	RITA	2021.08.20